


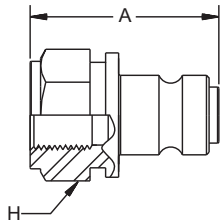


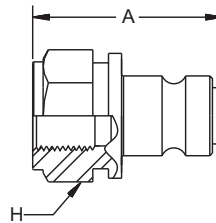
116

Nipple

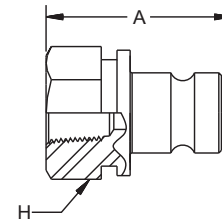
Part Number	Connection Type	A Overall Length	H Hex Size	Maximum Working Pressure
#				
		inch	inch	psi
C10-116-5202	1/4" BSP Female (thru type)	1.47	0.87	21,800
C10-116-6202	1/4" BSP Female	1.47	0.87	21,800
C10-116-6402	1/4" NPT Female	1.41	0.87	15,000



C10-116-5202



C10-116-6202



C10-116-6402